

Initial Eyewitness Confidence Reliably Predicts Eyewitness Identification Accuracy

John T. Wixted
Laura Mickes
Steven E. Clark
Scott D. Gronlund
Henry L. Roediger III

University of California, San Diego
Royal Holloway, University of London
University of California, Riverside
University of Oklahoma
Washington University in St. Louis

Eyewitness memory is widely believed to be unreliable because (a) high-confidence eyewitness misidentifications played a role in over 70% of the now more than 300 DNA exonerations of wrongfully convicted men and women, (b) forensically relevant laboratory studies have often reported a weak relationship between eyewitness confidence and accuracy, and (c) memory is sufficiently malleable that, not infrequently, people (including eyewitnesses) can be led to remember events differently from the way the events actually happened. In light of such evidence, many researchers agree that confidence statements made by eyewitnesses in a court of law (in particular, the high confidence they often express at trial) should be discounted, if not disregarded altogether. But what about confidence statements made by eyewitnesses at the time of the initial identification (e.g., from a lineup), before there is much opportunity for memory contamination to occur? A considerable body of recent empirical work suggests that confidence may be a highly reliable indicator of accuracy at that time, which fits with longstanding theoretical models of recognition memory. Counterintuitively, an appreciation of this fact could do more to protect innocent defendants from being wrongfully convicted than any other eyewitness identification reform that has been proposed to date.

Keywords: eyewitness memory, confidence, accuracy

Articles attesting to the unreliability of eyewitness memory appear on a regular basis, both in the popular news media and in the scientific literature. To cite one recent example, a December 2, 2013, article in the *Washington Post* observed that “Eyewitness misidentifications played a role in the majority of more than 300 convictions that have been overturned because of DNA evidence since 1989” (Hsu, 2013). Indeed, a detailed analysis of those DNA exoneration cases reveals that more than 70% involved eyewitness misidentifications—misidentifications that were virtually always made with high confidence in a court of law (Garrett, 2011a). These unsettling facts seem to comport with forensically relevant laboratory studies that have often reported that the correlation between confidence and accuracy is weak, at best. Krug (2007), for example, summarized research on the confidence–accuracy (CA) relationship in the following way:

“Most scientific studies have found the CA relationship to be relatively weak or nonexistent; in fact, this is one of the most consistent findings in the memory research literature” (p. 31). Similarly, Simons and Chabris (2011) recently wrote that “. . . most memory experts agree that an isolated expression of confidence is at best a limited predictor of memory accuracy” (p. 5). When findings like these are considered together with other research showing that it is possible to experimentally induce false memories of events that never happened (e.g., Loftus, 2005; see Roediger & Gallo, 2002, for a review), the conclusion seems obvious: Eyewitness memory is unreliable.

Despite the unreliability of eyewitness memory, research has shown that jurors find high-confidence eyewitness IDs to be particularly compelling evidence of guilt (e.g., Cutler, Penrod, & Stuve, 1988). In a *Scientific American* article entitled “Why science tells us not to rely on eyewitness accounts: Eyewitness testimony is fickle and, all too often, shockingly inaccurate,” Arkowitz and Lilienfeld (2010) underscored this point:

For example, jurors tend to give more weight to the testimony of eyewitnesses who report that they are very sure about their identifications even though most studies indicate that highly confident eyewitnesses are generally only slightly more accurate—and sometimes no more so—than those who are less confident.

In light of findings like these, courts in the United States have begun to modify their practices. To take one recent example, in 2011, the New Jersey Supreme Court ruled that if a defendant can show evidence that suggestive police procedures may have influenced the statements of an eyewitness, a pretrial hearing must be held to determine the

John T. Wixted, Department of Psychology, University of California, San Diego; Laura Mickes, Department of Psychology, Royal Holloway, University of London; Steven E. Clark, Department of Psychology, University of California, Riverside; Scott D. Gronlund, Department of Psychology, University of Oklahoma; Henry L. Roediger III, Department of Psychology, Washington University in St. Louis.

This work was supported in part by the National Science Foundation SES-1155248 to John T. Wixted and Laura Mickes. The content is solely the responsibility of the authors and does not necessarily reflect the views of the National Science Foundation.

Correspondence concerning this article should be addressed to John T. Wixted, Department of Psychology, University of California, San Diego, La Jolla, CA 92093-0109. E-mail: jwixted@ucsd.edu

admissibility of that evidence (New Jersey Courts, 2012). If the judge ultimately decides that the eyewitness evidence is admissible, jurors must be provided with instructions regarding how to consider a variety of factors that can influence the reliability of eyewitness IDs. One paragraph of the new instructions (to be read by a judge to the jury) reads as follows:

Confidence and Accuracy: You heard testimony that (insert name of witness) expressed his or her level of certainty that the person he or she selected is in fact the person who committed the crime. As I explained earlier, a witness's level of confidence, standing alone, may not be an indication of the reliability of the ID. Although some research has found that highly confident witnesses are more likely to make accurate identifications, *eyewitness confidence is generally an unreliable indicator of accuracy*. (New Jersey Model Criminal Jury Charges, 2012, pp. 4–5, emphasis added)

Notice that these instructions fail to draw any distinction between the confidence initially expressed by the eyewitness at the time of the ID versus the confidence expressed months or years later at trial or pretrial hearings (Roediger, Wixted, & DeSoto, 2012). We will argue that the combined weight of theory, empirical evidence, and revelations from DNA exoneration cases converge on the conclusion that initial eyewitness IDs are far more reliable than they have been portrayed in the literature. Moreover—and this is the key point—the failure to appreciate this fact may be impeding a straightforward refinement of current practices that could do more to protect innocent defendants from being wrongly convicted than any other eyewitness ID reform that has been proposed to date (for a review of these other reforms, see Gronlund, Mickes, Wixted, & Clark, 2015). Our recommendation, which can be implemented without changing a single police practice, is as follows:

Jurors should consider the level of certainty expressed by an eyewitness during the initial identifications (at which time confidence is likely to be a *reliable* indicator of accuracy) while disregarding the level of certainty expressed at trial (because, by then, confidence may no longer be a reliable indicator of accuracy).

This recommendation is by no means unique to us (e.g., Brewer & Palmer, 2010), but its importance seems to have been largely overlooked by the legal system. A recent analysis of DNA exoneration cases conducted by Brandon Garrett as reported in his 2011 book *Convicting the Innocent: Where Criminal Prosecutions Go Wrong* suggests that a shift in focus from courtroom confidence to initial confidence could avert many wrongful convictions. Garrett (2011a) analyzed trial materials for 161 DNA exonerees who had been misidentified by one or more eyewitnesses in a court of law. His key finding (from our point of view) was described as follows:

I expected to read that these eyewitnesses were certain at trial that they had identified the right person. They were. I did not expect, however, to read testimony by witnesses at trial indicating that they earlier had trouble identifying the defendants. . . . Yet in 57% of these trial transcripts (92 of 161 cases), the witnesses reported

that they had *not* been certain at the time of their earlier identifications. (p. 49, emphasis in original)

If, as we will argue, eyewitness certainty at the time of the initial ID is diagnostic of guilt (i.e., if high confidence = high accuracy and low confidence = low accuracy), then the implication of Garrett's discovery is that in at least 57% of these cases, expressions of uncertainty on the initial memory test clearly signaled that these eyewitnesses were at high risk of having made an error. This was true even in one of the most famous cases of eyewitness misidentification, one often used to illustrate the unreliability of eyewitness memory. During a trial that was held in 1985, Jennifer Thompson confidently identified Ronald Cotton as the man who had raped her. Cotton was convicted largely on the basis of her testimony, but he was later exonerated by DNA evidence after spending more than 10 years in prison. Long before the trial, however, Thompson's initial ID of Cotton from a photo lineup was characterized by a prolonged period of hesitation and indecision that lasted for nearly 5 min and that ended with a low-confidence verbal ID consisting of the words "I think this is the guy" (Thompson-Cannino, Cotton, & Torneo, 2009, p. 33; Garrett, 2011b). However, after confirmatory feedback from the police, Thompson became increasingly confident that Cotton was the rapist. From this perspective, the mistake was to rely on confidence expressed at the time of the trial (after it had become improperly inflated) instead of relying on confidence expressed at the time of the initial ID (before memory contamination had a chance to play a significant role).

Our recommendation that jurors should be informed about and rely upon the expression of eyewitness confidence made at the time of the initial ID (because doing so can protect innocent suspects from being wrongly convicted) contrasts with the field's almost universal recommendation that expressions of confidence should, even under the best of conditions, be given limited consideration. As we describe next, the idea that initial confidence is not strongly related to accuracy conflicts with virtually all empirical evidence—both in the lab and in the real world—that has accumulated over the last 15 to 20 years.

Empirical Research on the Confidence–Accuracy Relationship

The notion that scientific research has established the unreliability of eyewitness confidence was largely set in stone in the 1980s and early 1990s when researchers routinely measured the relationship between confidence and accuracy using a potentially misleading statistic—one that is capable of masking (and, as it turns out, actually did mask) the strong relationship that we now know to exist. Reinforcing the original message about the apparently weak relationship between confidence and accuracy was the fact that, at about the same time that these studies were being reported, news about DNA exonerations of individuals who had been wrongly convicted on the basis of high-confidence eyewitness testimony was just coming to light. These simultaneous developments provided a convincing indict-

ment of the reliability of eyewitness memory. However, although one would not know it from reading psychology textbooks or newspaper articles, nor from surveying the experts (Kassin, Tubb, Hosch, & Memon, 2001; Simons & Chabris, 2011), the story of the relationship between eyewitness confidence and accuracy has changed dramatically since then.

Early Research Based on the Point-Biserial Correlation Coefficient

A large body of laboratory-based research using forensically relevant experimental designs (e.g., each eyewitness watches a mock crime video and then attempts to identify the perpetrator from a target-present or target-absent lineup) initially measured the CA relationship using a statistic called the point-biserial correlation coefficient. This approach involves computing a standard Pearson product-moment correlation between the correctness of a response (coded as 0 or 1) and the corresponding confidence rating. In an early review of the literature, Wells and Murray (1984) reported that the point-biserial correlation between confidence and accuracy was only .07, and on that basis they concluded that "... the eyewitness accuracy-confidence relationship is weak under good laboratory conditions and functionally useless in forensically representative settings" (p. 165).

In a later meta-analysis of the literature, Sporer, Penrod, Read, and Cutler (1995) found that the correlation is noticeably higher—approximately .41 on average—when the analysis is limited to only those who make an ID from a lineup (i.e., when the analysis is limited to "choosers"). The restriction to choosers is reasonable because nonchoosers do not end up testifying against the suspect from the lineup they rejected—except perhaps when they are repeatedly tested until they finally do choose the suspect (see later section on the malleability of memory). Nevertheless, even in light of this higher correlation, Penrod and Cutler (1995) still concluded that eyewitness confidence "... is a weak indicator of eyewitness accuracy even when measured at the time an ID is made and under relatively 'pristine' laboratory conditions" (p. 830). More recently, Wells and Quinlivan (2009) offered the following assessment of the literature based on the point-biserial correlation coefficient of .41 for choosers: "Suffice to say that psychological scientists have generally concluded that eyewitness certainty, although of limited utility, can have some diagnostic value" (p. 12).

Although the point-biserial correlation is now known to be quite a bit higher than it was once thought to be (see Lindsay, Read, & Sharma, 1998, for evidence that it is higher still when encoding conditions vary across participants), comments like these indicate that prominent figures in the field still consider eyewitness confidence statements to be of limited value. In our view, a correlation of .41 indicates a robust relationship between confidence and accuracy. The point-biserial correlation coefficient is a standard effect-size statistic (e.g., Rosnow, Rosenthal, & Rubin, 2000), and a value of .41 falls between the conventional definitions for medium (.30) and large (.50) effects

(Cohen, 1988). A medium-to-large effect size is *vastly* larger than the effect sizes for other variables thought to be important in the eyewitness ID literature, such as biased versus unbiased lineup instructions ($r = .03$) and more-versus-less-similar fillers in lineups ($r = .09$; Clark, 2012). However, instead of debating the meaning of a .41 correlation coefficient, one can measure the relationship of interest in a more informative way.

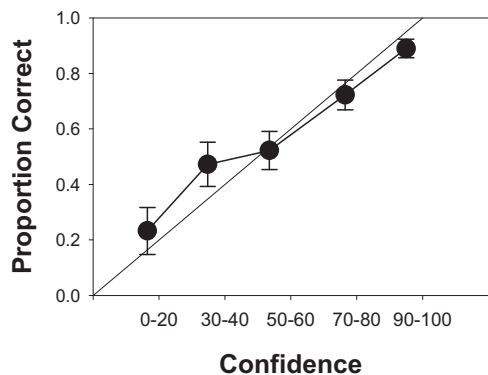
Addressing this issue from a different perspective, Juslin, Olsson, and Winman (1996) showed that the magnitude of the point-biserial correlation can be very low even when the relationship between confidence and accuracy exhibits *perfect* calibration. Perfect calibration exists when the level of confidence expressed by an eyewitness corresponds exactly to the percentage of eyewitnesses who are correct when they express that level of confidence. For example, under perfect calibration, witnesses who express 60% confidence in an ID are correct 60% of the time, and witnesses who express 80% confidence in an ID are correct 80% of the time. Even though the relationship between confidence and accuracy could not possibly be stronger than that, Juslin et al. showed that the point-biserial correlation could be low or high, depending on how responses are distributed across the confidence categories. Thus, a low point-biserial correlation coefficient (even one that corresponds to a small effect size) does not necessarily indicate a weak relationship.

Later Research Based on Calibration

Juslin et al. (1996) argued that the relationship between confidence and accuracy is best assessed by plotting proportion correct as a function of subjective confidence obtained using a rating scale that ranges from 0 to 100. In a similar *CA characteristic* analysis, proportion correct is plotted as a function of confidence using any monotonic scale (Mickes, 2015). When plotted in that manner, no special expertise is needed to determine whether the relationship is weak or strong. Moreover, such information corresponds directly to the information that judges and juries most want to know: What is the average accuracy associated with an ID made with a particular level of confidence? A correlation coefficient (even when interpreted as an effect-size measure) does not answer that question, but a calibration plot does.

What is the empirical relationship between confidence and accuracy when data are plotted in the manner suggested by Juslin et al. (1996)? To answer that question, these researchers conducted a mock crime study in which participants watched a videotaped theft and later attempted to identify the guilty suspect from a lineup that was constructed by experienced police officers. As shown in Figure 1, an impressively strong relationship between confidence and accuracy was observed (the diagonal line shows perfect calibration). Despite the near perfect relationship between confidence and accuracy in this study, the point-biserial correlation coefficient was not close to 1.0 (as intuition suggests it should be) but was instead about .45. Again, this value corresponds to a medium-to-large effect size, but if one is inclined to overlook that fact (as many have been in

Figure 1
Observed Relationship Between Proportion Correct
and Confidence From Juslin et al. (1996)



Note. The estimated proportion correct data were averaged across their suspect-similarity and culprit-description conditions. Error bars are standard errors of a proportion.

the past), the absolute magnitude of the correlation coefficient may not seem to be particularly impressive.

Sauer, Brewer, Zweck, and Weber (2010) pointed out that the experimental methods used by Juslin et al. (1996) differed from standard lab experiments in several ways that might have contributed to an unusually strong CA relationship. For example, lineups containing a guilty suspect had a high base rate (75% of the lineups), and the participants were each asked to make two confidence judgments: (a) a general confidence rating about the likelihood that the culprit was in the lineup and (b) a specific confidence rating associated with the individual who was identified from the lineup. This two-step method improves calibration (Brewer, Keast, & Rishworth, 2002) but is somewhat far removed from how confidence is assessed in the real world. What would the relationship between confidence and accuracy be when a confidence rating is taken for IDs only and when base rates are equal?

The answer to this question is provided by a fairly large and still growing collection of studies that were conducted in the years following Juslin et al.'s (1996) initial report. Relevant studies include Brewer et al. (2002); Brewer and Wells (2006); Horry, Palmer, and Brewer (2012); Keast, Brewer, and Wells (2007); Palmer, Brewer, Weber, and Nagesh (2013); Sauer et al. (2010); Sauerland and Sporer (2009); Sauerland, Sagna, & Sporer (2012); and Weber and Brewer (2004, 2006). These studies have established beyond any reasonable doubt that, for adults who make an ID from a lineup, the relationship between initial confidence and accuracy in a typical forensically relevant lab study—*precisely the kind of study that once convinced the field that the relationship is weak*—is in fact strong. It is strong in the sense that, in every one of these studies, visual inspection of the calibration curves reveals that IDs made with low confidence are associated with low accuracy

(typically 40% correct or lower), whereas IDs made with high confidence are associated with high accuracy (typically 80% correct or higher). Moreover, these effects cannot be attributed to random error because the studies used large sample sizes (yielding relatively small error bars). Thus, to the extent that prior research using the point-biserial correlation coefficient once justified informing jurors about the limited relationship between eyewitness confidence and accuracy, more recent research using the calibration approach justifies communicating to jurors the opposite message—so long as it is made clear that the message applies to confidence the very first time a witness makes an ID.

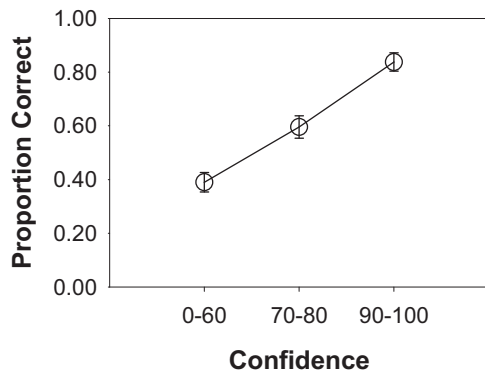
In what is perhaps the most informative study on this issue to date, Palmer et al. (2013) conducted a large-scale, experimentally controlled field study to investigate the relationship between confidence and accuracy under naturalistic conditions. In their study, a pair of confederates approached individuals in various public places, and one confederate asked these potential eyewitnesses whether they would be interested in participating in a psychology experiment. If so, the other confederate (the target) moved into view at a distance of 10 m to be examined by the eyewitness. The participating eyewitnesses ($n = 908$) were later tested using an eight-person photo lineup, and confidence ratings were taken using a 0-to-100 scale. Their Experiment 1 included four conditions formed by the factorial combination of two study durations (5 s vs. 90 s) and two retention intervals (immediate vs. 1 week). The differences between these conditions were small (particularly for high-confidence IDs), so we combined the data across conditions to examine the relationship between confidence and accuracy.¹ Figure 2 presents their results for the 538 witnesses who made an ID from the lineup (i.e., for choosers). In computing the proportion correct measure for this plot, we followed Palmer et al. by counting as errors filler IDs from target-absent lineups while excluding filler IDs from target-present lineups.² In addition, IDs from the low end of the confidence scale (0–60) were aggregated because relatively few correct suspect IDs from target-present lineups were made in that range. Figure 2 leaves little doubt that an expression of confidence is an extremely informative indicator of the reliability of an ID made from a lineup.

The story for choosers becomes even more interesting—and even more relevant to the judges and jurors—when filler errors are excluded from the calculations. To a judge or juror contemplating the innocence or guilt of a suspect who has been identified by an eyewitness, the relevant scientific evidence about the relationship between confidence and accuracy involves choosers who make *suspect* IDs, not choosers who make filler IDs because filler

¹ Combining the data in this manner also facilitates our later comparison of these results with results from police department field studies, which also involved eyewitnesses who were exposed to a wide range of encoding conditions.

² The accuracy scores would be slightly lower (range = .29 to .75) if filler IDs from target-present lineups were also counted as errors, as Juslin et al. (1996) did.

Figure 2
Observed Relationship Between Proportion Correct and Confidence



Note. The dependent measure consists of suspect IDs from target-present lineups divided by the sum of suspect IDs from target-present lineups and filler IDs from target-absent lineups. The data are from Palmer et al. (2013); error bars are standard errors.

IDs do not result in the prosecution of anyone in the lineup. The accuracy of suspect IDs is equal to correct suspect IDs / (correct suspect IDs + incorrect suspect IDs), computed separately for each level of confidence. When an equal number of target-present and target-absent lineups are used (as they were in Palmer et al., 2013), this measure corresponds to the posterior probability of guilt associated with a suspect ID. The fact that filler IDs have no bearing on this accuracy score should not be taken to mean that such IDs are of no interest to the legal system. They are. For example, a filler ID may cause investigators to consider the possibility that the suspect they have placed in the lineup is innocent. However, because judges and jurors are tasked with determining the guilt or innocence of a suspect who has been identified by an eyewitness with a certain level of confidence, the information from eyewitness ID research that is most relevant to them concerns the accuracy of eyewitnesses who identify *suspects* with that same level of confidence. Policymakers are further interested in how suspect ID accuracy covaries with confidence (e.g., the more that accuracy covaries with confidence, the more important it is to assess eyewitness confidence in an initial ID). Unlike the absolute magnitude of the point-biserial correlation coefficient, a plot of suspect ID accuracy as a function of confidence provides all of this information at a glance (Mickes, 2015).

Figure 2 does not present suspect ID accuracy because the dependent measure included all filler IDs from target-absent lineups as errors. We now consider what the relationship between confidence and accuracy is when correct IDs consist of suspect IDs from target-present lineups (as always) and incorrect IDs consist only of suspect IDs from target-absent lineups.³ The relationship between suspect ID accuracy and confidence is shown in Figure 3. The results are notable in that even low-confidence suspect IDs are

fairly likely to be correct (about 83% correct), though most would probably agree that the 17% error rate is too high to justify a conviction based on a low-confidence ID alone. Some might regard a high-confidence ID, at nearly 98% correct, as being accurate enough to do so, but it is important to keep in mind that this study did not measure the CA relationship for memories formed during a real crime. To what extent are these findings representative of the performance of real eyewitnesses involved in the emotionally arousing and sometimes life-threatening conditions of an actual crime?

Confidence and Accuracy in Actual Criminal Cases

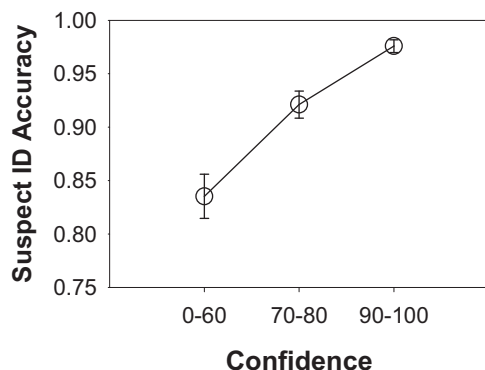
The advantage of a mock-crime study such as the ones considered earlier is that the experimenter knows if a suspect ID is correct or incorrect, thereby allowing a direct computation of suspect ID accuracy (as in Figure 3). In a police department field study, by contrast, it is not known if a suspect ID is correct or incorrect. Thus, although one can measure how often high-confidence and low-confidence IDs are made to suspects and fillers, a direct calculation of suspect ID accuracy as a function of confidence is not possible. Nevertheless, indirect information about suspect ID accuracy as a function of confidence can be obtained. Specifically, if low-confidence IDs are primarily made to fillers, whereas high-confidence IDs are primarily made to suspects, the results would suggest (albeit not prove) that confidence is predictive of suspect ID accuracy in the real world.

Behrman and Davey (2001) conducted an archival analysis of files from the Sacramento (California) City Police Department for crimes committed between 1987 and 1998. For 58 six-person (live) lineups, eyewitnesses who made an ID were asked to rate their confidence using what is essentially a 2-point scale, with verbal descriptors indicating either high confidence (*I am sure . . .*) or low confidence (*I am not sure, but I think . . .*). A suspect ID was made in 29 of these lineups and a filler ID was made in 14. The high number of known errors (i.e., 14 filler IDs, or 33% of all IDs) hardly seems like a ringing endorsement of the reliability of eyewitness memory, but the story changes when the results are broken down by confidence.⁴ Figure 4A shows the proportion of all IDs that were suspect IDs, that is, suspect IDs/(suspect IDs + filler IDs). Clearly, the probability that a suspect was identified increased dramatically with confidence, $\chi^2(1, N = 43) = 11.55, p < .001$. Indeed, almost all of the filler ID errors were made with

³ Because there was no designated innocent suspect in the target-absent lineups, the number of incorrect suspect IDs was estimated by summing all IDs from target-absent lineups (separately for each level of confidence) and then dividing by lineup size. This approach, which is standard practice in the field when a fair lineup is used, yields the same information as would be obtained by randomly designating a target-absent lineup member in advance to serve as the innocent suspect.

⁴ The numbers reported here have been corrected for obvious typographical errors in the original article.

Figure 3
Observed Relationship Between Proportion Correct
and Confidence for Suspect Identifications Only



Note. The dependent measure consists of suspect identifications from target-present lineups divided by suspect IDs from target-present lineups plus estimated suspect IDs from target-absent lineups. The data are from Palmer et al. (2013); error bars are standard errors estimated from Monte Carlo simulations.

low confidence; for high-confidence IDs, 18 out of 19 (95%) were suspect IDs.

Then again, there are a number of reasons to be cautious about the Behrman and Davey (2001) results. For example, the study involved a small number of witnesses, some of the witnesses in that study may have had preexisting familiarity with the suspect, the fairness of the lineups was not assessed, and the lineups were administered by an investigator who knew the identity of the suspect (and who may therefore have influenced the decision made by the eyewitness). Fortunately, a new large-scale police department field trial addressed all of these methodological issues.

W. Wells (2014) recorded eyewitness decisions from six-person photo lineups administered as part of criminal investigations in the Robbery Division of the Houston (Texas) Police Department between January 22 and December 5, 2013. We focus here on their “blind” condition (which is more commonly referred to as the “double-blind” condition). This condition involved a large number of simultaneous and sequential lineups, the investigators were unaware of the identity of the suspect in the lineup, and the lineups involved suspects who were unknown to the eyewitnesses.⁵ Eyewitnesses who made a suspect ID or a filler ID were asked to supply a confidence rating on a 3-point scale (*positive*, *strong tentative*, or *weak tentative*), but the data were reported with the two tentative confidence levels combined. Thus, the reported data correspond to a 2-point confidence scale (*high confidence* = positive vs. *low confidence* = the two tentative categories combined). Out of the 349 lineups administered, an ID was made by 219 witnesses. Of these, 115 were suspect IDs and 104 filler IDs. Once again, on the surface, these results appear to attest to the unreliability of eyewitness memory because a filler ID (which is an ID of a known innocent) was made

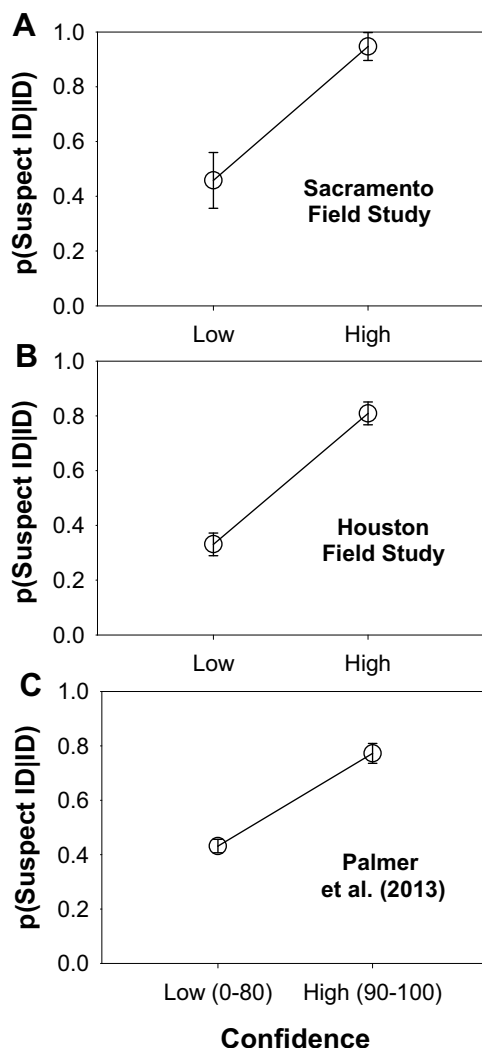
almost as often as a suspect ID. However, as with the Sacramento field study, when the data are plotted as a function of confidence, a different interpretation emerges (Figure 4B). Evidently, low-confidence IDs involve many erroneous filler IDs, but this is much less true for high-confidence IDs, $\chi^2(1, N = 219) = 48.45, p < .001$.

Again, the data shown in Figures 4A and 4B do not directly represent the accuracy of suspect IDs (i.e., they do not represent the proportion of suspect IDs that were correct—which is the critical information) but instead represent the proportion of filler IDs + suspect IDs that were suspect IDs (correct and incorrect alike, because it is not known which is which). However, we can use the experimentally controlled field data from Palmer et al. (2013) to gain further insight into what these data may imply about suspect ID accuracy. Figure 4C shows the Palmer et al. (2013) data collapsed across target-present and target-absent lineups—as if these data were collected as a part of a police department field study with unknown lineup type. The values shown in Figure 4C differ slightly from the values shown earlier in Figure 2 in order to make them compatibly scaled with the two police department field studies. Specifically, the confidence scale has been reduced to a 2-point scale, *low* (0–80) versus *high* (90–100), and the dependent measure consists of all suspect IDs (i.e., correct suspect IDs + estimated incorrect suspect IDs)—not just correct suspect IDs—divided by all lineup IDs (suspect and filler IDs alike). A highly significant effect of confidence is evident in Figure 4C, $\chi^2(1, N = 538) = 45.05, p < .001$, just as was true of the Sacramento and Houston field data (Figure 4A and Figure 4B, respectively). In all three data sets, the proportion of IDs that are suspect IDs increased dramatically with confidence.

Unlike the police department field data shown in Figures 4A and 4B, we can unpack the collapsed Palmer et al. (2013) data shown in Figure 4C to determine how the pattern shown there relates to the relationship of primary interest to the legal system, namely, the relationship between confidence and suspect ID accuracy. We can do so by comparing the collapsed (police-department-like) data from Palmer et al. (2013) shown in Figure 4C to the uncollapsed suspect ID accuracy data from Palmer et al. (2013) shown earlier in Figure 3. Importantly, and perhaps counterintuitively, this comparison reveals that the observed proportion of high-confidence suspect IDs in Figure 4C (approximately 80%) translates into a very high percentage of *correct* high-confidence suspect IDs, as shown earlier in Figure 3 (98% of the high-confidence suspect IDs were correct). The observed proportion of low-confidence suspect IDs in Figure 4C (approximately 40%) translates into a reasonably high, but noticeably more error prone, percentage of correct suspect IDs (83% of the low-confidence suspect IDs were correct).

⁵ A random subsample of 30 of these lineups was assessed for lineup fairness using mock witnesses supplied only with the description of the perpetrator. These lineups were found to be fair in that, on average, the suspect was identified about one sixth of the time (about what would be expected in a fair six-person lineup).

Figure 4
Proportion of IDs That are Suspect IDs



Note. Proportion of choosers: (A) in the Sacramento field study (data from Behrman & Davey, 2001), (B) in the Houston field study (data from W. Wells, 2014), and (C) in the Palmer et al. (2013) experimentally controlled field study who identified a suspect as a function of confidence. Error bars are standard errors of a proportion. ID = identification.

To the extent that the Palmer et al. (2013) data generalize to real police department field data, it seems reasonable to infer that high-confidence suspect IDs in the police department field studies are also highly accurate and that low-confidence suspect IDs less accurate (though perhaps still informative). However, the base rate of target-present lineups in the Palmer et al. (2013) study was 50%, whereas the corresponding base rates for target-present lineups in the Sacramento and Houston field studies are unknown. If the base rate of target-present lineups in either or both of the police department field studies is less than 50% (e.g., 25%), then base-rate analyses reported by

Brewer and Wells (2006) suggest that the accuracy of low-confidence suspect IDs would be substantially lower than that depicted in Figure 3, and the accuracy of high-confidence suspect IDs would be slightly lower as well. Nevertheless, it seems fair to infer from these data that the relationship between confidence and accuracy in the real world mirrors the impressive relationship observed in experimentally controlled research in the sense that low-confidence IDs (the kind of IDs that have often led to wrongful convictions) are relatively error prone, whereas high-confidence IDs are much less so.

Theoretical Considerations (Signal Detection Theory)

With a few exceptions, eyewitness memory researchers have tried to make sense of the relationship between confidence and accuracy without any guidance from prominent theories of recognition memory. By contrast, in the basic cognitive psychology literature, signal detection theory (SDT) is often used to conceptualize the level of confidence associated with recognition memory decisions (Bernbach, 1967; Egan, 1958). Under typical experimental conditions, this theory has long been known to predict a strong relationship between confidence and accuracy, and many studies have shown that the relationship is in fact strong when an old/new recognition memory task is used (see Mickes, Hwe, Wais, & Wixted, 2011, for a recent example). In the typical situation, students study a set of x unrelated words then are tested on $2x$ words, half previously studied (old) and half not (new), with instructions to make old/new judgments and to provide confidence ratings for each judgment. Under these conditions, the relationship between confidence and accuracy is almost always strong in that high confidence implies high accuracy (often in the range of 90%–100% correct) and low confidence implies low accuracy (often close to 50% correct—no better than chance). When special steps are taken by the experimenter to induce false memories, SDT is also useful for conceptualizing why the typically strong relationship between confidence and accuracy breaks down and can even be reversed (DeSoto & Roediger, 2014; Roediger & DeSoto, 2014).

Because a lineup is a special type of recognition test, one in which a witness views a variety of alternatives and then makes a decision to either identify one person or to reject the lineup, SDT is directly applicable to the eyewitness domain. In fact, the major theoretical model of lineup memory—Clark's WITNESS model (Clark, 2003; Clark, Erickson, & Breneman, 2011)—makes use of signal-detection logic. That being the case, under standard conditions used in studies of eyewitness memory (e.g., reasonably good memory conditions, fair lineups, no undue influence on the witness, etc.), the model naturally predicts a strong relationship between confidence and accuracy for initial lineup-based decisions. Thus, the recent empirical revelations about the strong relationship between confidence and accuracy in studies of (initial) eyewitness ID resolves what had previously seemed like a curious discrepancy between

theory and data. As it turns out, there is no discrepancy after all. What remains to be explained is why later confidence (e.g., expressed in a court of law) is so often unreliable, as evidenced by the many DNA exoneration cases.

Why Focus on Initial Versus Later Confidence Statements? Because Memory Is Malleable

The fact that memory is malleable—that is, that people can be induced to confidently remember events that never happened—has been firmly established by decades of research (see Roediger, 1996). According to our reading of the literature, there is no controversy about this. In her now classic work on misinformation effects, Elizabeth Loftus repeatedly showed that people who witness an event (e.g., a simulated car accident) can be led to believe that they saw an object they did not actually see if an interviewer simply mentions the object during questioning. For example, witnesses can be led to believe that they saw a yield sign when in fact they saw a stop sign (Loftus, Miller, & Burns, 1978). Other research by Loftus and her colleagues showed that eyewitnesses may misremember critical details of a simulated car accident following a subtly suggestive question regarding the car's speed (Loftus & Palmer, 1974).

Subsequent research produced even more dramatic examples of false memories. Hyman, Husband, and Billings (1995) showed that some people could be led to believe that they had been hospitalized when in fact they had not, and Loftus and Pickrell (1995) led about 25% of their subjects to falsely believe, for example, that they had been lost and frightened in a shopping mall as a child. Often, these false memories are remembered with high confidence (e.g., Porter, Yuille, & Lehman, 1999).

Another problem, one that is closely related to the malleability of memory, has also been found to plague eyewitness IDs from a lineup. Wells and Bradfield (1998, 1999) found that postidentification feedback to eyewitnesses (i.e., a comment from the lineup administrator suggesting that the ID was accurate) increased their later recollections of how certain they had been at the time of their initial ID (i.e., before receiving any feedback). Moreover, Bradfield, Wells, and Olson (2002) found that confirming feedback ("you are right!") had a larger influence on inaccurate witnesses than it did on accurate witnesses, "... thereby reducing the usefulness of retrospective certainty reports as cues to identification accuracy" (p. 117). It is worth emphasizing that confirming feedback can *immediately* inflate confidence associated with an initial ID, which is what appears to have happened in the Jennifer Thompson/Ronald Cotton case (Garrett, 2011b). When her nearly 5 min of apparent indecision ended with the statement "I think this is the guy," the detective, dissatisfied with that tentative ID, said, "You 'think' that's the guy?" She replied by saying, "It's him." The detective then suggested a specific level of certainty by saying, "You're sure?" Thompson replied that she was positive, but she still seemed plagued by doubts, seeking reassurance that she had correctly identified the perpetrator. "Did I do OK?" she

asked, and the detectives answered, "You did great, Ms. Thompson." By the time of the trial, Thompson's initial doubts were gone. In our view, those initial doubts spoke volumes.

In addition to distortions caused by confirming feedback, repeated testing of face memory can have the effect of increasing confidence that an innocent suspect is the perpetrator (e.g., the mugshot exposure effect, Deffenbacher, Bornstein, & Penrod, 2006). In fact, studies using a variety of paradigms have shown that false memories can arise during repeated testing of memory (Bartlett, 1932; McDermott, 2006), and this is especially so if suggestive questioning is involved (Roediger, Jacoby, & McDermott, 1996; see Roediger, McDermott, & Goff, 1997, for a review and discussion).

The malleability of memory appears to account for why so many of the DNA exoneration cases started out with a low-confidence ID of the innocent suspect and ended up with a high-confidence ID of the same innocent suspect during the trial (Garrett, 2011a). The initial low-confidence ID presumably occurred because the match between the memory of the perpetrator and the suspect was weak (which makes sense given that the suspect was not the perpetrator). The later high-confidence ID presumably occurred because the eyewitness's memory for the innocent defendant was artificially strengthened (or confidence was artificially inflated) by events that occurred between the initial ID and the trial for the reasons described above (e.g., repeated testing, feedback, etc.). Those mistaken courtroom IDs have often been taken to unambiguously establish the inherent unreliability of eyewitness memory, but they are perhaps better interpreted as reflecting the well-intentioned but injudicious handling of eyewitnesses by the criminal justice system. It was, after all, the criminal justice system (from the police to the courts) that (a) ignored the initial reliable (low) confidence statement made by the eyewitness, (b) unintentionally contaminated the eyewitness's memory, and (c) took under advisement only the unreliable ID made by the eyewitness during a criminal trial.

How Should Eyewitness Confidence Be Treated in the Courtroom?

In partial agreement with what we are advocating here, Garrett (2012) recently made the following recommendation: "Directing my observations to criminal procedure reformers, I argue that courtroom identifications following prior identifications should be per se excluded" (p. 457). We understand these sentiments but emphasize that the key factor that should be excluded is the courtroom expression of *confidence*. In fact, our only real departure from Garrett's view concerns the role of certainty statements in the legal system. In its *Manson v. Brathwaite* (1977) ruling, the Supreme Court developed a two-pronged test for the admissibility of eyewitness evidence. The trial court would first determine if eyewitness ID procedures were suggestive and, if so, would weigh various reliability factors—some of which were borrowed from its earlier decision in *U.S. v. Wade* (1967)—to determine if the eyewitness evidence was

reliable despite the suggestive procedure. One of those factors is the level of confidence expressed by the eyewitness (the higher the confidence, the more reliable the ID is assumed to be). About this, Garrett wrote, "The main addition that the Manson Court made to the Wade factors was the fourth factor—the certainty of the eyewitness. Adding that factor was a significant misstep, however, as psychologists would convincingly show over the next three decades" (p. 468).

This statement is yet another illustration of how the original idea about the ostensibly weak relationship between confidence and accuracy remains very much alive. In truth, it seems fair to say that the relationship on the initial test is closer to what the lay public and the Supreme Court believe than it is to what many psychologists (and consumers of the psychology literature) believe. In our view, the fourth factor of the Manson test is a misstep only insofar as it is interpreted to apply to the level of confidence expressed during the trial. However, the Manson Court specifically referred to "the level of certainty demonstrated at the confrontation" (*Manson v. Braithwaite*, 1977, emphasis added). Here is how Wells and Quinlivan (2009) interpret the court's statement:

We find it very interesting that Manson (and its predecessor Biggers) clearly stated that the certainty criterion referred to the "certainty demonstrated at the confrontation." The key phrase here is "at the confrontation," by which the court presumably meant at the time of identification. It is unclear to us whether the Court was prescient on this point or was simply turning a phrase, but we prefer to believe that the Court understood that the certainty expressed by the witness has some diagnostic properties at the time of identification and that expressions of certainty later (e.g., after learning reactions of the lineup administrators) might be indicators of something other than the reliability of the witness' memory. This is precisely what eyewitness scientists have discovered, as we noted in an earlier section of this article. Given no feedback at all, a witness' expression of certainty at the moment of the identification is in fact correlated (albeit imperfectly) with the accuracy of the identification. (p. 18)

In light of the empirical evidence reviewed earlier, we would not use a lukewarm phrase like "has some diagnostic properties" to characterize the utility of an expression of confidence by an eyewitness on an initial test, but we otherwise agree with these sentiments.

Costs Versus Benefits

If judges and jurors accepted the case we are making—that confidence is never more diagnostic of guilt than it is on the first memory test—and if they were reluctant to convict on the basis of eyewitness evidence in the absence of a high-confidence initial ID, then many of the innocent defendants who have been exonerated by DNA evidence may never have been convicted in the first place (specifically, those who would not have been convicted in the absence of a high-confidence ID). Thus, eyewitness expressions of certainty—far from being the problem—may be a big part of the solution to eyewitness misidentification, so long as the emphasis is placed on the initial level of certainty.

An initial low-confidence ID implies low accuracy, but it does not necessarily imply chance accuracy. Even when the ID is made with low confidence, more guilty suspects than innocent suspects may be identified (e.g., see Figure 3). Moreover, the subsequent inflation of confidence that occurs for innocent suspects who end up being wrongfully convicted also presumably occurs for guilty suspects who are rightfully convicted. Indeed, serial killer Ted Bundy represents an example. In November of 1974, Bundy attempted, and failed, to kidnap Carol DaRonch. Nearly a year later, police presented her with a photograph of Bundy, who she identified as her attacker. However, it was a very tentative ID that was clearly made with low confidence (Loftus & Ketcham, 1991, pp. 61–91). DaRonch's confidence increased when she was subsequently shown another photograph of Bundy (perhaps because of repeated testing), and then she picked him out of a live lineup. Bundy waived his right to a jury trial, and the judge convicted him largely on the basis of DaRonch's eyewitness testimony. Had the judge instead acted in accordance with what we are suggesting here (i.e., by taking under advisement confidence in the initial ID), Bundy may have been released to continue his killing spree. Instead, he was executed in 1989 after confessing to over 30 murders.

These considerations suggest that if the focus were shifted to certainty expressed at the time of the initial ID, and if jurors behaved as they do now (exhibiting reluctance to convict based solely on a low-confidence ID), then fewer innocent defendants would be wrongfully convicted than before (a clear benefit) but more guilty defendants would be wrongfully acquitted than before (a clear cost). If that happened, would society judge the cost to be worth the benefit? As noted by Clark (2012), the trade-off between false convictions and false acquittals presents a complex problem of social science and social values and requires careful consideration by policymakers and the criminal justice system. If the cost in terms of lost convictions of the guilty were ultimately deemed to be too high when measured against the benefit in terms of fewer false convictions, then jurors might become inclined to convict even if the initial ID was not made with the highest level of confidence. But jurors—and, more generally, the legal system—should weigh these issues using the reliable confidence statement that they have available to them, the initial statement of confidence, not the less reliable confidence statement that is more typically presented to them at the time of the trial.

Recording Confidence Associated With the Initial ID

Because eyewitness confidence on an initial test of memory is diagnostic of guilt (whereas eyewitness confidence on a later memory test may not be), it is important that the police record the initial level of confidence expressed by an eyewitness. Eyewitness memory researchers have long made the same recommendation not only because the initial ID is more reliable (e.g., Brewer & Palmer, 2010) but also because it provides a way to detect the possible inflation of

confidence over time (e.g., Wells et al., 1998). In our view, if it were understood that initial confidence (and only initial confidence) is clearly diagnostic of guilt, then it would not matter so much if confidence subsequently increased or not. Because confidence in the initial ID is the only one we have reason to believe is diagnostically useful, it is the only one that should be given weight. A recent survey of law enforcement agencies by the [Police Executive Research Forum \(2013\)](#) found that “76.2 percent document statements of certainty related to a positive identification” (p. xi). Thus, in most cases, the conditions would appear to already exist for the legal system to take under consideration the initial level of certainty expressed by an eyewitness.

A new report from the National Academy of Sciences on the science of eyewitness identification makes several recommendations that correspond closely to our central message. One recommendation is that investigators should document witness confidence judgments at the time of the initial ID because “Evidence indicates that self-reported confidence at the time of trial is not a reliable predictor of accuracy. The relationship between the witness’ stated confidence and accuracy of identifications may be greater at the moment of initial identification than at the time of trial” ([National Research Council, 2014](#), p. 74). Another closely related recommendation is that judges should “. . . take all necessary steps to make juries aware of prior identifications, the manner and time frame in which they were conducted, and the confidence level expressed by the eyewitness at the time” ([National Research Council, 2014](#), p. 76). Also, because initial confidence reliably predicts accuracy only if the ID and the confidence statement made by the eyewitness are not influenced by the investigating officer, the National Academy report recommended using a blind lineup administrator (p. 73). The Houston field study results considered earlier indicate that, under those conditions, initial eyewitness confidence appears to be a strong predictor of accuracy.

Although we recommend that only confidence in the initial ID be taken under advisement, we recognize that if jurors see a highly confident witness on the stand, they may have a hard time ignoring that expression of confidence and focusing instead on the expression of initial confidence in an ID from a line-up that occurred months or years previously. Nonetheless, if our analysis is correct, this shift in focus is exactly what needs to happen. Accomplishing this goal may become easier in the future as law enforcement agencies implement other recommendations from the National Academy report. For example, embracing another idea long espoused by eyewitness ID researchers (e.g., [Sporer, 1992](#); [Kassin, 1998](#)), the National Academy report recommended videotaping the witness ID process ([National Research Council, 2014](#), p. 74). With videotaped evidence of the initial ID, jurors would be able to see for themselves just how confident the eyewitness was at the outset, which may help them take that confidence judgment under advisement while disregarding the less reliable confidence judgment made at the time of the trial.

What kind of confidence scale should the police use to assess initial confidence? The usual recommendation is that the witness should provide a confidence statement in his or her own words and that the statement be recorded verbatim (e.g., [Technical Working Group for Eyewitness Evidence, 1999](#)). This longstanding recommendation was also endorsed by the National Academy report ([National Research Council, 2014](#), p. 74). However, this approach seems insufficiently precise to us, in part because it makes it difficult to bring research findings to bear on how accurate a particular expression of confidence might be, on average. A better approach, following [Behrman and Davey \(2001\)](#), would be to routinely ask the eyewitness to indicate which statement applies to their memory-based assessment of the people in the lineup, such as (a) “I am positive that number ___ is the person who committed the crime”; (b) “Although I am not positive, I think that number ___ is the person who committed the crime”; (c) “I do not recognize anyone in the lineup as being the person who committed the crime.” As noted earlier, this scale amounts to a 2-point confidence scale for choosers. Alternatively, a 3-point confidence scale for choosers along the lines of the scale used by W. Wells (2014) could be used. Both of these scales have the distinct advantage of having been tested (and found to be useful) in actual criminal cases involving real eyewitnesses. An important goal for future research will be to determine if a more fine-grained confidence scale—such as the 100-point scale that is often used in calibration studies—is feasible in the complex environments in which the police have to operate (e.g., dealing with witnesses who have a wide range of educational backgrounds, who vary in their ability to understand English, who may be highly stressed, etc.). For the time being, the only empirical tests of the utility of a confidence scale in a police setting used by real eyewitnesses involved the simpler scales used by [Behrman and Davey \(2001\)](#) and W. Wells (2014). Given how easily a 2- or 3-point scale could be implemented, we see little reason not to do so.

Conclusion

The relationship between eyewitness confidence and accuracy for an initial eyewitness ID is higher than many psychologists have claimed it to be and is certainly higher than many in the media and in the legal system understand it to be. Other psychologists (e.g., [Brewer & Palmer, 2010](#); [Lindsay et al., 1998](#)) have argued—correctly, in our view—that the best scientific evidence suggests that low confidence implies low accuracy, and high confidence implies high accuracy so long as confidence is assessed at the time of the initial ID (not later, in court). Still, the message seems not to have been received by the legal system, as indicated, for example, by the newly adopted jury instructions in New Jersey that flatly declare that “eyewitness confidence is generally an unreliable indicator of accuracy,” with no distinction drawn between an initial ID and a later ID.

Our goal in writing this article was to bring together the results of experimentally controlled research, police

department field studies, case-outcome analyses of DNA exonerees, and theoretical considerations to drive home a point that we believe needs to be understood better than it is now: On an initial memory test, eyewitnesses memory is reliable in the sense that confidence and accuracy are strongly related. Moreover, and critically, the strong relationship between initial confidence and accuracy means that initial IDs made with low confidence imply a high error rate. This, in turn, implies a high probability of convicting an innocent suspect when an initial low-confidence ID is overlooked in favor of a high-confidence ID at trial. Instead of discounting expressions of confidence altogether, a much better approach would be to treat the initial expression of confidence as a reliable indicator of accuracy. This is the take-home message of our article. Had testimony been focused (as we advocate) on confidence in the initial ID, many of the eyewitnesses involved in the DNA exoneration cases may not have persuaded jurors that guilt was established beyond a reasonable doubt. Thus, far from being the problem, confidence statements at the time of an initial lineup may be a big part of the solution to false convictions based on eyewitness misidentifications.

REFERENCES

- Arkowitz, H., & Lilienfeld, S. O. (2010, January 6). Why science tells us not to rely on eyewitness accounts: Eyewitness testimony is fickle and, all too often, shockingly inaccurate. *Scientific American*. Retrieved from <http://www.scientificamerican.com>
- Bartlett, F. C. (1932). *Remembering: A study in experimental and social psychology*. Cambridge, United Kingdom: Cambridge University Press.
- Behrman, B. W., & Davey, S. L. (2001). Eyewitness identification in actual criminal cases: An archival analysis. *Law and Human Behavior*, 25, 475–491. <http://dx.doi.org/10.1023/A:1012840831846>
- Bernbach, H. A. (1967). Decision processes in memory. *Psychological Review*, 74, 462–480. <http://dx.doi.org/10.1037/h0025132>
- Bradfield, A. L., Wells, G. L., & Olson, E. A. (2002). The damaging effect of confirming feedback on the relation between eyewitness certainty and identification accuracy. *Journal of Applied Psychology*, 87, 112–120. <http://dx.doi.org/10.1037/0021-9010.87.1.112>
- Brewer, N., Keast, A., & Rishworth, A. (2002). The confidence–accuracy relationship in eyewitness identification: The effects of reflection and disconfirmation on correlation and calibration. *Journal of Experimental Psychology: Applied*, 8, 44–56. <http://dx.doi.org/10.1037/1076-898X.8.1.44>
- Brewer, N., & Palmer, M. A. (2010). Eyewitness identification tests. *Legal and Criminological Psychology*, 15, 77–96. <http://dx.doi.org/10.1348/135532509X414765>
- Brewer, N., & Wells, G. L. (2006). The confidence–accuracy relationship in eyewitness identification: Effects of lineup instructions, foil similarity, and target-absent base rates. *Journal of Experimental Psychology: Applied*, 12, 11–30. <http://dx.doi.org/10.1037/1076-898X.12.1.11>
- Clark, S. E. (2003). A memory and decision model for eyewitness identification. *Applied Cognitive Psychology*, 17, 629–654. <http://dx.doi.org/10.1002/acp.891>
- Clark, S. E. (2012). Costs and benefits of eyewitness identification reform: Psychological science and public policy. *Perspectives on Psychological Science*, 7, 238–259. <http://dx.doi.org/10.1177/1745691612439584>
- Clark, S. E., Erickson, M. A., & Breneman, J. (2011). Probative value of absolute and relative judgments in eyewitness identification. *Law and Human Behavior*, 35, 364–380. <http://dx.doi.org/10.1007/s10979-010-9245-1>
- Cohen, J. (1988). *Statistical power analysis for the behavioral sciences* (2nd ed.). Hillsdale, NJ: Erlbaum.
- Cutler, B. L., Penrod, S. D., & Stuve, T. E. (1988). Juror decision making in eyewitness identification cases. *Law and Human Behavior*, 12, 41–55. <http://dx.doi.org/10.1007/BF01064273>
- Deffenbacher, K. A., Bornstein, B. H., & Penrod, S. D. (2006). Mugshot exposure effects: Retroactive interference, mugshot commitment, source confusion, and unconscious transference. *Law and Human Behavior*, 30, 287–307. <http://dx.doi.org/10.1007/s10979-006-9008-1>
- DeSoto, K. A., & Roediger, H. L., III. (2014). Positive and negative correlations between confidence and accuracy for the same events in recognition of categorized lists. *Psychological Science*, 25, 781–788. <http://dx.doi.org/10.1177/0956797613516149>
- Egan, J. P. (1958). *Recognition memory and the operating characteristic*. (Tech Note AFCRC-TN-58–51). Bloomington, IN: Indiana University, Hearing and Communication Laboratory.
- Garrett, B. (2011a). *Convicting the innocent: Where criminal prosecutions go wrong*. Cambridge, MA: Harvard University Press. <http://dx.doi.org/10.4159/harvard.9780674060982>
- Garrett, B. (2011b). Getting it wrong: Convicting the innocent. *Slate*. Retrieved from <http://www.slate.com>
- Garrett, B. (2012). Eyewitnesses and exclusion. *Vanderbilt Law Review*, 65, 451–506.
- Gronlund, S. D., Mickes, L., Wixted, J. T., & Clark, S. E. (2015). Conducting an eyewitness lineup: How the research got it wrong. In B. H. Ross (Ed.), *The psychology of learning and motivation* (Volume 63, pp. 1–43). Waltham, MA: Academic Press.
- Horry, R., Palmer, M. A., & Brewer, N. (2012). Backloading in the sequential lineup prevents within-lineup criterion shifts that undermine eyewitness identification performance. *Journal of Experimental Psychology: Applied*, 18, 346–360. <http://dx.doi.org/10.1037/a0029779>
- Hsu, S. S. (2013, December 2). Police chiefs lead effort to prevent wrongful convictions by altering investigative practices. *The Washington Post*. Retrieved from <http://www.washingtonpost.com>
- Hyman, I. E., Jr., Husband, T. H., & Billings, J. F. (1995). False memories of childhood experiences. *Applied Cognitive Psychology*, 9, 181–197. <http://dx.doi.org/10.1002/acp.2350090302>
- Juslin, P., Olsson, N., & Winman, A. (1996). Calibration and diagnosticity of confidence in eyewitness identification: Comments on what can be inferred from the low confidence–accuracy correlation. *Journal of Experimental Psychology: Learning, Memory, and Cognition*, 22, 1304–1316. <http://dx.doi.org/10.1037/0278-7393.22.5.1304>
- Kassin, S. M. (1998). Eyewitness identification procedures: The fifth rule. *Law and Human Behavior*, 22, 649–653. <http://dx.doi.org/10.1023/A:1025702722645>
- Kassin, S. M., Tubb, V. A., Hosch, H. M., & Memon, A. (2001). On the “general acceptance” of eyewitness testimony research: A new survey of the experts. *American Psychologist*, 56, 405–416. <http://dx.doi.org/10.1037/0003-066X.56.5.405>
- Keast, A., Brewer, N., & Wells, G. L. (2007). Children’s metacognitive judgments in an eyewitness identification task. *Journal of Experimental Child Psychology*, 97, 286–314. <http://dx.doi.org/10.1016/j.jecp.2007.01.007>
- Krug, K. (2007). The relationship between confidence and accuracy: Current thoughts of the literature and a new area of research. *Applied Psychology in Criminal Justice*, 3, 7–41.
- Lindsay, D. S., Read, J. D., & Sharma, K. (1998). Accuracy and confidence in person identification: The relationship is strong when witnessing conditions vary widely. *Psychological Science*, 9, 215–218. <http://dx.doi.org/10.1111/1467-9280.00041>
- Loftus, E. F. (2005). Planting misinformation in the human mind: A 30-year investigation of the malleability of memory. *Learning & Memory*, 12, 361–366. <http://dx.doi.org/10.1101/lm.94705>
- Loftus, E. F., & Ketcham, K. (1991). *Witness for the defense: The accused, the eyewitness and the expert who puts memory on trial*. New York, NY: St. Martin’s Press.
- Loftus, E. F., Miller, D. G., & Burns, H. J. (1978). Semantic integration of verbal information into a visual memory. *Journal of Experimental Psychology: Human Learning and Memory*, 4, 19–31. <http://dx.doi.org/10.1037/0278-7393.4.1.19>
- Loftus, E. F., & Palmer, J. C. (1974). Reconstruction of automobile destruction: An example of the interaction between language and memory. *Journal of Verbal Learning & Verbal Behavior*, 13, 585–589. [http://dx.doi.org/10.1016/S0022-5371\(74\)80011-3](http://dx.doi.org/10.1016/S0022-5371(74)80011-3)
- Loftus, E. F., & Pickrell, J. E. (1995). The formation of false memories. *Psychiatric Annals*, 25, 720–725. <http://dx.doi.org/10.3928/0048-5713-19951201-07>

- Manson v. Braithwaite. (1977). 432 U.S. 98.
- McDermott, K. B. (2006). Paradoxical effects of testing: Repeated retrieval attempts enhance the likelihood of later accurate and false recall. *Memory & Cognition*, 34, 261–267. <http://dx.doi.org/10.3758/BF03193404>
- Mickes, L. (2015). Receiver operating characteristic analysis and confidence-accuracy characteristic analysis in investigations of system variables and estimator variables that affect eyewitness memory. *Journal of Applied Research in Memory & Cognition*, 4, 93–102.
- Mickes, L., Hwe, V., Wais, P. E., & Wixted, J. T. (2011). Strong memories are hard to scale. *Journal of Experimental Psychology: General*, 140, 239–257. <http://dx.doi.org/10.1037/a0023007>
- National Research Council. (2014). *Identifying the culprit: Assessing eyewitness identification*. Washington, DC: The National Academies Press.
- New Jersey Courts. (2012, July 19). Supreme Court releases eyewitness identification criteria for criminal cases. Retrieved from <http://www.judiciary.state.nj.us/pressrel/2012/pr120719a.htm>
- New Jersey Model Criminal Jury Charges. (2012). Retrieved from http://www.judiciary.state.nj.us/pressrel/2012/jury_instruction.pdf
- Palmer, M. A., Brewer, N., Weber, N., & Nagesh, A. (2013). The confidence-accuracy relationship for eyewitness identification decisions: Effects of exposure duration, retention interval, and divided attention. *Journal of Experimental Psychology: Applied*, 19, 55–71. <http://dx.doi.org/10.1037/a0031602>
- Penrod, S., & Cutler, B. (1995). Witness confidence and witness accuracy: Assessing their forensic relation. *Psychology, Public Policy, and Law*, 1, 817–845. <http://dx.doi.org/10.1037/1076-8971.1.4.817>
- Police Executive Research Forum. (2013). A national survey of eyewitness identification procedures in law enforcement agencies. Retrieved from <http://www.policeforum.org/>
- Porter, S., Yuille, J. C., & Lehman, D. R. (1999). The nature of real, implanted, and fabricated memories for emotional childhood events: Implications for the recovered memory debate. *Law and Human Behavior*, 23, 517–537. <http://dx.doi.org/10.1023/A:1022344128649>
- Roediger, H. L., & DeSoto, K. A. (2014). Understanding the relation between confidence and accuracy in reports from memory. In D. S. Lindsay, C. M. Kelley, A. P. Yonelinas, & H. L. Roediger (Eds.), *Remembering: Attributions, processes, and control in human memory: Essays in honor of Larry Jacoby* (pp. 347–367). New York, NY: Psychology Press.
- Roediger, H. L., & Gallo, D. A. (2002). Processes affecting accuracy and distortion in memory: An overview. In M. L. Eisen, G. S. Goodman, & J. A. Quas (Eds.), *Memory and suggestibility in the forensic interview* (pp. 3–28). Mahwah, NJ: Erlbaum.
- Roediger, H. L., III. (1996). Memory illusions. *Journal of Memory and Language*, 35, 76–100. <http://dx.doi.org/10.1006/jmla.1996.0005>
- Roediger, H. L., III, Jacoby, J. D., & McDermott, K. B. (1996). Misinformation effects in recall: Creating false memories through repeated retrieval. *Journal of Memory and Language*, 35, 300–318. <http://dx.doi.org/10.1006/jmla.1996.0017>
- Roediger, H. L., McDermott, K. B., & Goff, L. M. (1997). Recovery of true and false memories: Paradoxical effects of repeated testing. In M. A. Conway (Ed.), *Recovered memories and false memories* (pp. 118–149). Oxford, United Kingdom: Oxford University Press.
- Roediger, H. L., Wixted, J. T., & DeSoto, K. A. (2012). The curious complexity between confidence and accuracy in reports from memory. In L. Nadel & W. Sinnott-Armstrong (Eds.), *Memory and law* (pp. 84–117). New York, NY: Oxford University Press. <http://dx.doi.org/10.1093/acprof:oso/9780199920754.003.0004>
- Rosnow, R. L., Rosenthal, R., & Rubin, D. B. (2000). Contrasts and correlations in effect-size estimation. *Psychological Science*, 11, 446–453. <http://dx.doi.org/10.1111/1467-9280.00287>
- Sauer, J., Brewer, N., Zweck, T., & Weber, N. (2010). The effect of retention interval on the confidence-accuracy relationship for eyewitness identification. *Law and Human Behavior*, 34, 337–347. <http://dx.doi.org/10.1007/s10979-009-9192-x>
- Sauerland, M., Sagna, A., & Sporer, S. L. (2012). Assessing nonchoosers' eyewitness identification accuracy from photographic showups by using confidence and response times. *Law and Human Behavior*, 36, 394–403.
- Sauerland, M., & Sporer, S. L. (2009). Fast and confident: Postdicting eyewitness identification accuracy in a field study. *Journal of Experimental Psychology: Applied*, 15, 46–62. <http://dx.doi.org/10.1037/a0014560>
- Simons, D. J., & Chabris, C. F. (2011). What people believe about how memory works: A representative survey of the U.S. population. *PLoS ONE*, 6, e22757. <http://dx.doi.org/10.1371/journal.pone.0022757>
- Sporer, S. L. (1992). Post-dicting eyewitness accuracy: Confidence, decision-times and person descriptions of choosers and non-choosers. *European Journal of Social Psychology*, 22, 157–180. <http://dx.doi.org/10.1002/ejsp.2420220205>
- Sporer, S. L., Penrod, S., Read, D., & Cutler, B. (1995). Choosing, confidence, and accuracy: A meta-analysis of the confidence-accuracy relation in eyewitness identification studies. *Psychological Bulletin*, 118, 315–327. <http://dx.doi.org/10.1037/0033-2909.118.3.315>
- Technical Working Group for Eyewitness Evidence. (1999). *Eyewitness evidence: A guide for law enforcement*. Washington, DC: United States Department of Justice, Office of Justice programs.
- Thompson-Cannino, J., Cotton, R., & Torneo, E. (2009). *Picking cotton: Our memoir of injustice and redemption*. New York, NY: St. Martin's Press.
- U.S. v. Wade (1967). 388 U.S. 218.
- Weber, N., & Brewer, N. (2004). Confidence-accuracy calibration in absolute and relative face recognition judgments. *Journal of Experimental Psychology: Applied*, 10, 156–172. <http://dx.doi.org/10.1037/1076-898X.10.3.156>
- Weber, N., & Brewer, N. (2006). Positive versus negative face recognition decisions: Confidence, accuracy, and response latency. *Applied Cognitive Psychology*, 20, 17–31. <http://dx.doi.org/10.1002/acp.1166>
- Wells, G. L., & Bradfield, A. L. (1998). "Good, you identified the suspect": Feedback to eyewitnesses distorts their reports of the witnessing experience. *Journal of Applied Psychology*, 83, 360–376. <http://dx.doi.org/10.1037/0021-9010.83.3.360>
- Wells, G. L., & Bradfield, A. L. (1999). Distortions in eyewitnesses' recollections: Can the postidentification-feedback effect be moderated? *Psychological Science*, 10, 138–144. <http://dx.doi.org/10.1111/1467-9280.00121>
- Wells, G. L., & Murray, D. M. (1984). Eyewitness confidence. In G. L. Wells & E. F. Loftus (Eds.), *Eyewitness testimony: Psychological perspectives* (pp. 155–170). New York, NY: Cambridge University Press.
- Wells, G. L., & Quinlivan, D. S. (2009). Suggestive eyewitness identification procedures and the Supreme Court's reliability test in light of eyewitness science: 30 years later. *Law and Human Behavior*, 33, 1–24. <http://dx.doi.org/10.1007/s10979-008-9130-3>
- Wells, G. L., Small, M., Penrod, S., Malpass, R. S., Fulero, S. M., & Brimacombe, C. A. E. (1998). Eyewitness identification procedures: Recommendations for lineups and photospreads. *Law and Human Behavior*, 23, 603–647.
- Wells, W. (2014). The Houston Police Department Eyewitness Identification Experiment: Analysis and results. Retrieved from <http://www.lemitonline.org/research/projects.html>